

MOTO2

FIM CEV REPSOL MOTORLAND ARAGÓN

Race 1 ((10 laps, 50,8 km.))

Classification

Rider	Nat	Team	Bike	Tyres	Cl.	Laps	Total Time	Gap	Kph	Best Lap				
										Lap	Time	Kph		
1	4	Hector GARZÓ	SPA	CNS MOTORSPORT	TECH3	DUNLOP	10	21:56.475	-	138.8	9	2:10.321	140.2	
2	27	Daniel KASMAYUDIN	MAL	DYNAVOLT INTACT SIC JUNIOR TEAM	KALEX	DUNLOP	10	21:59.771	+3.296	138.5	8	2:10.537	140.0	
3	77	Miquel PONS	SPA	H43 TEAM NOBBY TALASUR-BLUMAQ	KALEX	DUNLOP	10	22:07.875	+11.400	137.6	6	2:11.523	139.0	
4	10	Tommaso MARCON	ITA	TEAM CIATTI - SPEED UP	SPEED UP	DUNLOP	10	22:09.077	+12.602	137.5	10	2:09.993	140.6	
5	32	Ramdan ROSLI	MAL	ONEXO TKKR SAG TEAM	KALEX	DUNLOP	10	22:10.063	+13.588	137.4	10	2:11.178	139.3	
6	57	Edgar PONS	SPA	BAIKO RACING TEAM	KALEX	DUNLOP	10	22:11.218	+14.743	137.3	10	2:11.901	138.6	
7	61	Alessandro ZACCONE	ITA	PROMORACING	KALEX	DUNLOP	10	22:11.437	+14.962	137.3	9	2:11.057	139.5	
8	55	Yari MONTELLA	ITA	TEAM CIATTI - SPEED UP	SPEED UP	DUNLOP	10	22:12.514	+16.039	137.2	4	2:12.179	138.3	
9	18	Niki TUULI	FIN	TEAM STYLOBIKE	KALEX	DUNLOP	10	22:12.536	+16.061	137.2	4	2:12.445	138.0	
10	9	Keminh KUBO	THA	VR46 MASTER CAMP TEAM	KALEX	DUNLOP	10	22:13.925	+17.450	137.0	8	2:11.878	138.6	
11	50	Anupab SARMOON	THA	VR46 MASTER CAMP TEAM	KALEX	DUNLOP	10	22:14.969	+18.494	136.9	9	2:12.458	138.0	
12	11	Matteo FERRARI	ITA	PROMORACING	KALEX	DUNLOP	10	22:21.871	+25.396	136.2	10	2:12.505	137.9	
13	7	Adam NORRODIN	MAL	SIC JUNIOR TEAM	KALEX	DUNLOP	10	22:29.974	+33.499	135.4	10	2:13.777	136.6	
14	23	Cédric TANGRE	FRA	YOHANN MOTO SPORT	MISTRAL	DUNLOP	10	22:44.875	+48.400	133.9	5	2:15.277	135.1	
15	21	Matthias MEGGLE	GER	DYNAVOLT INTACT SIC JUNIOR TEAM	KALEX	DUNLOP	10	22:48.125	+51.650	133.6	10	2:14.625	135.8	
16	33	Dani VALLE	SPA	EASYRACE TEAM	KALEX	DUNLOP	10	22:48.848	+52.373	133.5	10	2:15.000	135.4	
17	87	Nazirul BIN MUHAMMAD	MAL	ONEXO TKKR SAG RACING TEAM	KALEX	DUNLOP	10	22:50.636	+54.161	133.3	9	2:14.382	136.0	
18	95	Julian MAYER	AUT	EASYRACE TEAM	KALEX	DUNLOP	10	22:54.136	+57.661	133.0	10	2:15.124	135.3	
19	44	Kevin ORGIS	GER	REDDING - PINAMOTO RS	YAMAHA	DUNLOP	Super	10	22:55.126	+58.651	132.9	8	2:16.217	134.2
20	45	Leon ORGIS	GER	REDDING - PINAMOTO RS	YAMAHA	DUNLOP	Super	10	23:01.456	+1:04.981	132.3	8	2:16.515	133.9
21	51	Matteo CIPRIETTI	ITA	TEAM STYLOBIKE	KALEX	DUNLOP	10	23:04.570	+1:08.095	132.0	8	2:17.047	133.4	
22	3	Sam WILFORD	GBR	IDWE RACING	KALEX	DUNLOP	10	23:14.344	+1:17.869	131.1	10	2:17.575	132.9	
23	48	Joan DÍAZ	SPA	DCR RACING TEAM	YAMAHA	DUNLOP	Super	10	23:14.744	+1:18.269	131.0	3	2:17.648	132.8
24	70	Takeshi ISHIZUKA	JPN	EASYRACE TEAM	KALEX	DUNLOP	10	23:29.375	+1:32.900	129.7	9	2:18.527	131.9	
25	12	Peetu PAAVILAINEN	FIN	REDDING - PINAMOTO RS	YAMAHA	DUNLOP	Super	10	23:30.073	+1:33.598	129.6	6	2:18.791	131.7
26	25	Marcel BRENNER	SWI	KIEFER RACING	KTM	DUNLOP	10	23:33.538	+1:37.063	129.3	9	2:20.531	130.1	
27	88	Alessandro ZETTI	ITA	FAU55 EL SEÑOR DE LAS BOLSAS	YAMAHA	DUNLOP	Super	10	23:45.629	+1:49.154	128.2	8	2:17.672	132.8
28	66	Philippe LE GALLO	FRA	YAMAHA LAGLISSE	YAMAHA	DUNLOP	Super	9	23:38.033	1 Lap	116.0	3	2:30.207	121.7

Not started

74	Piotr BIESIEKIRSKI	POL	EUVIC STYLOBIKE GOOD RACING	KALEX	DUNLOP
5	Luca DE VLEESCHAUWER	BEL	NYKOS RACING	HONDA	DUNLOP

Pole Position	E. PONS	1:53.658	160.8 Kph
Fastest Lap	Lap 10 Tommaso MARCON	2:09.993	140.6 Kph

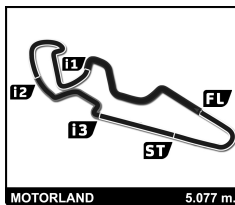
Published at:

Track Status: **WET**

Race Director:	Timekeeper:
-----------------------	--------------------


Moto3
 WORLD CHAMPIONSHIP

Moto2
 EUROPEAN CHAMPIONSHIP

Talent
 CUP


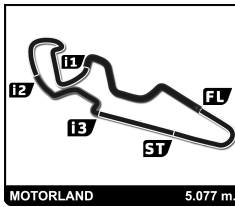
MOTO2

FIM CEV REPSOL MOTORLAND ARAGÓN

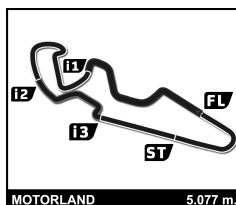
Race 1

Lap Chart

		LAP										
Nr	Pos	Grid	1	2	3	4	5	6	7	8	9	10
57	1	57	4	4	4	4	4	27	27	27	27	4
18	2	18	57	27	27	27	27	4	4	4	4	27
4	3	4	27	18	18	18	55	55	55	77	77	77
55	4	55	18	57	57	55	18	18	77	55	32	10
61	5	61	55	55	55	57	57	57	18	18	10	32
27	6	27	77	77	77	77	77	77	57	32	57	57
10	7	10	61	50	32	32	32	32	32	57	18	61
50	8	50	50	9	50	50	50	50	10	10	55	55
77	9	77	10	32	9	9	9	10	50	9	61	18
11	10	11	11	61	61	61	61	61	9	61	9	9
74	11	74	9	10	10	10	10	9	61	50	50	50
7	12	7	32	11	11	11	11	11	11	11	11	11
9	13	9	7	7	7	7	7	7	7	7	7	7
32	14	32	23	23	23	23	23	23	23	23	23	23
51	15	51	33	44	44	44	44	33	21	21	21	21
33	16	33	44	33	33	33	33	21	33	33	33	33
25	17	25	51	87	87	21	21	44	44	44	87	87
21	18	21	21	21	21	87	87	87	87	87	44	95
23	19	23	25	51	45	45	95	95	95	95	95	44
95	20	95	87	45	95	95	45	45	45	45	45	45
70	21	70	45	95	51	51	51	51	51	51	51	51
48	22	48	95	48	48	48	48	48	48	48	48	3
44	23	44	48	25	25	3	3	3	3	3	3	48
88	24	88	88	70	3	25	12	12	12	12	12	70
5	25	5	70	3	12	12	25	25	25	70	70	12
3	26	3	3	12	70	70	70	70	70	25	25	25
12	27	12	12	66	88	88	88	88	88	88	88	88
87	28	87	66	88	66	66	66	66	66	66	66	66
45	29	45										
66	30	66										

**MOTO2****FIM CEV REPSOL MOTORLAND ARAGÓN****Race 1****Best Sector Times**

SECTOR 1			SECTOR 2		SECTOR 3		SECTOR 4		Pos	Ideal Lap	Best Lap	
Pos	Rider	Time	Rider	Time	Rider	Time	Rider	Time				
1	4 H.GARZÓ	37.445	4 H.GARZÓ	36.702	10 T.MARCON	24.686	27 D.KASMAYUDIN	30.892	1	10	2:09.982	2:09.993 (1)
2	10 T.MARCON	37.596	10 T.MARCON	36.715	27 D.KASMAYUDIN	24.721	55 Y.MONTELLA	30.976	2	4	2:10.234	2:10.321 (2)
3	32 R.ROSLI	37.653	27 D.KASMAYUDIN	37.019	61 A.ZACCONE	24.897	10 T.MARCON	30.985	3	27	2:10.309	2:10.537 (3)
4	61 A.ZACCONE	37.672	32 R.ROSLI	37.039	4 H.GARZÓ	24.939	11 M.FERRARI	31.103	4	32	2:10.800	2:11.178 (5)
5	27 D.KASMAYUDIN	37.677	11 M.FERRARI	37.052	32 R.ROSLI	24.944	77 M.PONS	31.110	5	61	2:10.825	2:11.057 (4)
6	9 K.KUBO	37.687	77 M.PONS	37.079	50 A.SARMOON	25.155	61 A.ZACCONE	31.137	6	77	2:11.178	2:11.523 (6)
7	77 M.PONS	37.700	61 A.ZACCONE	37.119	9 K.KUBO	25.223	4 H.GARZÓ	31.148	7	9	2:11.374	2:11.878 (7)
8	18 N.TUULI	37.889	57 E.PONS	37.133	18 N.TUULI	25.279	32 R.ROSLI	31.164	8	57	2:11.616	2:11.901 (8)
9	57 E.PONS	37.909	50 A.SARMOON	37.277	77 M.PONS	25.289	9 K.KUBO	31.183	9	55	2:11.646	2:12.179 (9)
10	55 Y.MONTELLA	37.954	9 K.KUBO	37.281	57 E.PONS	25.325	18 N.TUULI	31.245	10	50	2:11.767	2:12.458 (11)
11	50 A.SARMOON	37.995	55 Y.MONTELLA	37.358	55 Y.MONTELLA	25.358	57 E.PONS	31.249	11	11	2:11.786	2:12.505 (12)
12	11 M.FERRARI	38.269	7 A.NORRODIN	37.472	11 M.FERRARI	25.362	50 A.SARMOON	31.340	12	18	2:11.900	2:12.445 (10)
13	87 N.BIN MUHAMMAD	38.506	18 N.TUULI	37.487	7 A.NORRODIN	25.584	95 J.MAYER	31.533	13	7	2:13.302	2:13.777 (13)
14	7 A.NORRODIN	38.558	23 C.TANGRE	37.850	23 C.TANGRE	25.686	87 N.BIN MUHAMMAD	31.578	14	87	2:14.087	2:14.382 (14)
15	21 M.MEGGLE	38.661	21 M.MEGGLE	37.893	87 N.BIN MUHAMMAD	25.810	21 M.MEGGLE	31.667	15	21	2:14.186	2:14.625 (15)
16	33 D.VALLE	38.789	44 K.ORGIS	37.897	21 M.MEGGLE	25.965	7 A.NORRODIN	31.688	16	33	2:14.776	2:15.000 (16)
17	95 J.MAYER	38.825	33 D.VALLE	37.914	88 A.ZETTI	26.144	12 P.PAAVILAINEN	31.825	17	95	2:14.802	2:15.124 (17)
18	23 C.TANGRE	38.904	87 N.BIN MUHAMMAD	38.193	33 D.VALLE	26.150	45 L.ORGIS	31.838	18	23	2:14.882	2:15.277 (18)
19	45 L.ORGIS	39.183	95 J.MAYER	38.198	44 K.ORGIS	26.175	33 D.VALLE	31.923	19	44	2:15.206	2:16.217 (19)
20	44 K.ORGIS	39.203	45 L.ORGIS	38.563	95 J.MAYER	26.246	44 K.ORGIS	31.931	20	45	2:15.975	2:16.515 (20)
21	3 S.WILFORD	39.367	51 M.CIPRIETTI	38.618	51 M.CIPRIETTI	26.327	3 S.WILFORD	32.115	21	51	2:16.579	2:17.047 (21)
22	51 M.CIPRIETTI	39.442	48 J.DÍAZ	38.649	45 L.ORGIS	26.391	51 M.CIPRIETTI	32.192	22	3	2:16.872	2:17.575 (22)
23	88 A.ZETTI	39.503	3 S.WILFORD	38.832	3 S.WILFORD	26.558	48 J.DÍAZ	32.294	23	88	2:17.191	2:17.672 (24)
24	48 J.DÍAZ	39.608	70 T.ISHIZUKA	38.915	48 J.DÍAZ	26.709	70 T.ISHIZUKA	32.442	24	48	2:17.260	2:17.648 (23)
25	70 T.ISHIZUKA	40.137	12 P.PAAVILAINEN	38.921	70 T.ISHIZUKA	26.790	23 C.TANGRE	32.442	25	12	2:17.888	2:18.791 (26)
26	12 P.PAAVILAINEN	40.293	88 A.ZETTI	39.023	12 P.PAAVILAINEN	26.849	25 M.BRENNER	32.458	26	70	2:18.284	2:18.527 (25)
27	25 M.BRENNER	40.916	25 M.BRENNER	39.171	25 M.BRENNER	27.164	88 A.ZETTI	32.521	27	25	2:19.709	2:20.531 (27)
28	66 P.LE GALLO	42.151	66 P.LE GALLO	42.189	66 P.LE GALLO	28.458	66 P.LE GALLO	34.049	28	66	2:26.847	2:30.207 (28)



MOTO2

FIM CEV REPSOL MOTORLAND ARAGÓN

Race 1

Best Top Speeds

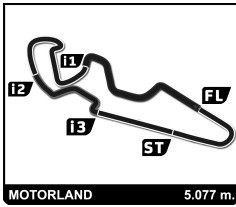
Rider	Team	Top 1		Top 2		Top 3		Top 4		Top 5		Avg	
		Kph	Lap	Kph	Lap	Kph	Lap	Kph	Lap	Kph	Lap		
11 Matteo FERRARI	PROMORACING	272.0	1	267.3	2	264.7	3	262.1	4	261.5	7	265,5	
32 Ramdan ROSLI	ONEXO TKKR SAG TEAM	270.0	2	270.0	3	269.3	1	268.7	8	266.7	7	268,9	
87 Nazirul BIN MUHAMMAD	ONEXO TKKR SAG RACING TEAM	270.0	1	268.7	8	268.0	3	266.7	9	266.7	7	268,0	
10 Tommaso MARCON	TEAM CIATTI - SPEED UP	269.3	1	263.4	3	262.8	6	262.8	5	262.8	4	264,2	
9 Keminth KUBO	VR46 MASTER CAMP TEAM	268.0	1	263.4	2	263.4	3	262.8	9	261.5	10	263,8	
21 Matthias MEGGLE	DYNAVOLT INTACT SIC JUNIOR TEAM	268.0	1	267.3	2	261.5	3	261.5	4	260.2	10	263,7	
55 Yari MONTELLA	TEAM CIATTI - SPEED UP	268.0	3	267.3	10	266.7	2	264.7	9	264.1	1	266,2	
57 Edgar PONS	BAIKO RACING TEAM	268.0	3	268.0	4	268.0	7	267.3	2	266.0	10	267,5	
61 Alessandro ZACCONE	PROMORACING	268.0	1	267.3	7	266.7	3	266.7	4	265.4	6	266,8	
27 Daniel KASMAYUDIN	DYNAVOLT INTACT SIC JUNIOR TEAM	267.3	1	267.3	3	266.0	4	266.0	5	264.1	2	266,1	
50 Anupab SARMOON	VR46 MASTER CAMP TEAM	267.3	1	263.4	2	262.8	7	262.1	4	262.1	8	263,5	
77 Miquel PONS	H43 TEAM NOBBY TALASUR-BLUMAQ	266.7	1	264.7	2	264.7	4	264.7	7	264.1	3	265,0	
25 Marcel BRENNER	KIEFER RACING	266.0	2	264.1	3	263.4	1	262.1	5	261.5	7	263,4	
33 Dani VALLE	EASYRACE TEAM	266.0	1	264.7	3	262.1	9	262.1	6	260.9	4	263,2	
4 Hector GARZÓ	CNS MOTORSPORT	265.4	1	263.4	9	262.1	2	262.1	7	261.5	8	262,9	
7 Adam NORRODIN	SIC JUNIOR TEAM	265.4	1	264.7	2	263.4	3	260.9	4	260.2	6	262,9	
18 Niki TUULI	TEAM STYLOBIKE	264.7	1	264.7	2	264.7	7	263.4	5	262.8	8	264,1	
95 Julian MAYER	EASYRACE TEAM	264.7	1	262.8	5	262.1	7	262.1	3	260.9	6	262,5	
51 Matteo CIPRIETTI	TEAM STYLOBIKE	262.8	2	262.1	3	260.2	4	260.2	5	259.6	1	261,0	
70 Takeshi ISHIZUKA	EASYRACE TEAM	262.8	2	262.1	7	260.9	5	259.6	9	259.0	10	260,9	
3 Sam WILFORD	IDWE RACING	261.5	1	260.9	2	260.9	3	260.2	4	259.6	5	260,6	
12 Peetu PAAVILAINEN	REDDING - PINAMOTO RS	Superstock 6i	260.2	1	258.4	2	255.9	3	255.9	4	251.2	6	256,3
44 Kevin ORGIS	REDDING - PINAMOTO RS	Superstock 6i	260.2	1	255.3	7	254.7	10	254.7	2	253.5	8	255,7
48 Joan DÍAZ	DCR RACING TEAM	Superstock 6i	259.0	1	259.0	2	257.8	4	257.1	3	253.5	7	257,3
45 Leon ORGIS	REDDING - PINAMOTO RS	Superstock 6i	255.9	1	255.9	2	252.3	7	251.7	6	250.6	5	253,3
88 Alessandro ZETTI	FAU55 EL SEÑOR DE LAS BOLSAS	Superstock 6i	254.7	1	249.4	5	248.8	9	248.8	8	248.3	7	250,0
23 Cédric TANGRE	YOHANN MOTO SPORT		252.3	2	251.7	3	250.0	1	248.8	7	248.3	4	250,2
66 Philippe LE GALLO	YAMAHA LAGLISSE	Superstock 6i	251.7	1	249.4	2	249.4	3	249.4	8	248.8	5	249,7
5 Luca DE VLEESCHAUWER	NYKOS RACING												
74 Piotr BIESIEKIRSKI	EUVIC STYLOBIKE GOOD RACING												



13-14 July

MOTORLAND ARAGÓN

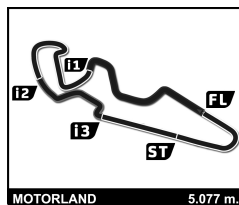
FIM CEV REPSOL 2019



MOTO2 FIM CEV REPSOL MOTORLAND ARAGÓN Race 1

Leader Sequence

Nr	Rider	Team	Bike	Start	End Lap	Laps	Total Laps
4	Hector GARZÓ	CNS MOTORSPORT	TECH3	1	5	5	5
27	Daniel KASMAYUDIN	DYNAVOLT INTACT SIC JUNIOR TEAM	KALEX	6	9	4	4
4	Hector GARZÓ	CNS MOTORSPORT	TECH3	10	10	1	6
Superstock 600							
44	Kevin ORGIS	REDDING - PINAMOTO RS	YAMAHA	1	10	10	10



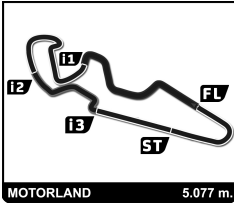
MOTO2

FIM CEV REPSOL MOTORLAND ARAGÓN

Race 1

Fastest Lap Sequence

Practice Time	Rider	Team	Bike	Class	Time	Kph	Lap
4:26.096	4 Hector GARZÓ	CNS MOTORSPORT	TECH3		2:12.065	138.4	2
6:38.059	4 Hector GARZÓ	CNS MOTORSPORT	TECH3		2:11.963	138.5	3
6:38.315	27 Daniel KASMAYUDIN	DYNAVOLT INTACT SIC JUNIOR TEAM	KALEX		2:11.613	138.9	3
8:49.168	4 Hector GARZÓ	CNS MOTORSPORT	TECH3		2:11.109	139.4	4
11:00.082	4 Hector GARZÓ	CNS MOTORSPORT	TECH3		2:10.914	139.6	5
15:24.662	4 Hector GARZÓ	CNS MOTORSPORT	TECH3		2:10.743	139.8	7
17:33.877	27 Daniel KASMAYUDIN	DYNAVOLT INTACT SIC JUNIOR TEAM	KALEX		2:10.537	140.0	8
19:45.703	4 Hector GARZÓ	CNS MOTORSPORT	TECH3		2:10.321	140.2	9
22:09.077	10 Tommaso MARCON	TEAM CIATTI - SPEED UP	SPEED UP		2:09.993	140.6	10



MOTO2

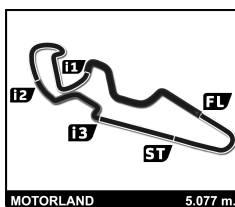
FIM CEV REPSOL MOTORLAND ARAGÓN

Race 1

Analysis by lap

Lapped

Nr	Lap Time	Gap	Nr	Lap Time	Gap	Nr	Lap Time	Gap	Nr	Lap Time	Gap
50	2:12.645	18.494									
11	2:12.505	25.396									
7	2:13.777	33.499									
23	2:15.630	48.400									
21	2:14.625	51.650									
33	2:15.000	52.373									
87	2:15.449	54.161									
95	2:15.124	57.661									
44	2:18.089	58.651									
45	2:19.612	1:04.981									
51	2:18.081	1:08.095									
3	2:17.575	1:17.869									
48	2:19.609	1:18.269									
70	2:19.623	1:32.900									
12	2:22.551	1:33.598									
25	2:21.441	1:37.063									
66	2:34.463	1 Lap									
88	2:18.141	1:49.154									



MOTO2

FIM CEV REPSOL MOTORLAND ARAGÓN

Race 1

Analysis

■ Personal Best ■ Session Best B Crossing the finish line in pit lane

Lap	Time	Sector 1	Sector 2	Sector 3	Sector 4	Elapsed	Lap	Time	Sector 1	Sector 2	Sector 3	Sector 4	Elapsed
1	2:26.192	45.591	40.163	27.581	32.857	2:26.192							
2	2:48.854	39.653	1:08.670	27.490	33.041	5:15.046							
3	2:21.712	40.936	40.311	27.343	33.122	7:36.758							
4	2:19.339	40.222	39.686	26.672	32.759	9:56.097							
5	2:18.729	39.687	39.587	26.713	32.742	12:14.826							
6	2:18.720	39.503	39.598	26.679	32.940	14:33.546							
7	2:18.554	39.621	39.598	26.628	32.707	16:52.100							
8	2:17.672	39.581	39.023	26.547	32.521	19:09.772							
9	2:17.716	39.548	39.222	26.390	32.556	21:27.488							
10	2:18.141	39.766	39.178	26.144	33.053	23:45.629							

95 Julian MAYER							AUT
EASYRACE TEAM							KALEX
1	2:23.784	44.056	40.273	27.641	31.814	2:23.784	
2	2:18.984	40.394	39.231	27.191	32.168	4:42.768	
3	2:17.690	39.554	38.819	26.924	32.393	7:00.458	
4	2:17.435	39.591	38.798	26.871	32.175	9:17.893	
5	2:16.799	39.286	38.941	26.611	31.961	11:34.692	
6	2:16.338	38.997	38.605	26.634	32.102	13:51.030	
7	2:16.616	38.903	38.852	26.676	32.185	16:07.646	
8	2:15.870	38.860	38.308	26.430	32.272	18:23.516	
9	2:15.496	38.825	38.357	26.246	32.068	20:39.012	
10	2:15.124	38.926	38.198	26.467	31.533	22:54.136	