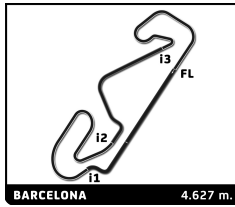




8 -9 June

BARCELONA-CATALUÑA

FIM CEV REPSOL 2019

**Moto2**FIM CEV REPSOL CIRCUIT DE BARCELONA- CATALUNYA
Race 2 ((17 laps, 78.7 km.))

Final Classification

Rider	Nat	Team	Bike	Tyres	Cl.	Laps	Total Time	Gap	Kph	Best Lap				
										Lap	Time	Kph		
1	57	EDGAR PONS	SPA	BAIKO RACING TEAM	KALEX	DUNLOP	17	29:55.747	-	157.4	6	1:44.897	158.8	
2	18	NIKI TUULI	FIN	TEAM STYLOBIKE	KALEX	DUNLOP	17	30:04.974	+9.227	156.6	4	1:45.125	158.5	
3	10	TOMMASO MARCON	ITA	TEAM CIATTI - SPEED UP	SPEED UP	DUNLOP	17	30:10.095	+14.348	156.2	3	1:45.785	157.5	
4	61	ALESSANDRO ZACCONE	ITA	PROMORACING	KALEX	DUNLOP	17	30:11.271	+15.524	156.1	3	1:45.577	157.8	
5	19	ANDI FARID	INA	ASTRA HONDA RACING TEAM	KALEX	DUNLOP	17	30:18.147	+22.400	155.5	7	1:46.145	156.9	
6	25	MARCEL BRENNER	SWI	KIEFER RACING	KTM	DUNLOP	17	30:19.611	+23.864	155.3	6	1:46.182	156.9	
7	77	MIQUEL PONS	SPA	H43 TEAM NOBBY TALASUR-BLUMAQ	KALEX	DUNLOP	17	30:19.964	+24.217	155.3	14	1:46.135	156.9	
8	7	ADAM NORRODIN	MAL	SIC JUNIOR TEAM	KALEX	DUNLOP	17	30:21.929	+26.182	155.1	4	1:46.254	156.8	
9	51	MATTEO CIPRIETTI	ITA	TEAM STYLOBIKE	KALEX	DUNLOP	17	30:24.885	+29.138	154.9	7	1:46.607	156.2	
10	31	GERRY SALIM	INA	ASTRA HONDA RACING TEAM	KALEX	DUNLOP	17	30:25.577	+29.830	154.8	5	1:46.666	156.2	
11	32	RAMDAN ROSLI	MAL	ONEXO TKKR SAG TEAM	KALEX	DUNLOP	17	30:29.642	+33.895	154.5	4	1:46.310	156.7	
12	84	AZLAN SHAH	MAL	ONEXO TKKR SAG TEAM	KALEX	DUNLOP	17	30:30.391	+34.644	154.4	7	1:46.500	156.4	
13	9	KEMINTH KUBO	THA	VR46 MASTER CAMP TEAM	KALEX	DUNLOP	17	30:31.516	+35.769	154.3	7	1:46.925	155.8	
14	74	PIOTR BIESIEKIRSKI	POL	EUVIC STYLOBIKE GOOD RACING	KALEX	DUNLOP	17	30:31.664	+35.917	154.3	6	1:46.786	156.0	
15	70	TAKESHI ISHIZUKA	JPN	EASYRACE TEAM	KALEX	DUNLOP	17	30:36.329	+40.582	153.9	13	1:47.173	155.4	
16	23	CÉDRIC TANGRE	FRA	YOHANN MOTO SPORT	MISTRAL	DUNLOP	17	30:36.427	+40.680	153.9	11	1:47.088	155.5	
17	27	KASMA DANIEL BIN KASMAYUDIN	MAL	DYNAVOLT INTACT SIC JUNIOR TEAM	KALEX	DUNLOP	17	30:49.149	+53.402	152.9	10	1:45.621	157.7	
18	88	ALESSANDRO ZETTI	ITA	FAU55 EL SEÑOR DE LAS BOLSAS	YAMAHA	DUNLOP	S	17	31:03.860	+1:08.113	151.7	3	1:48.179	154.0
19	26	MARIO GÓMEZ-CARO	SPA	KPR INNOVATION TEAM	YAMAHA	DUNLOP	S	17	31:07.785	+1:12.038	151.3	8	1:48.837	153.0
20	12	PEETU PAAVILAINEN	FIN	REDDING - PINAMOTO RS	YAMAHA	DUNLOP	S	17	31:09.393	+1:13.646	151.2	7	1:48.951	152.9
21	45	LEON ORGIS	GER	REDDING - PINAMOTO RS	YAMAHA	DUNLOP	S	17	31:48.949	+1:53.202	148.1	2	1:50.566	150.7
22	44	KEVIN ORGIS	GER	REDDING - PINAMOTO RS	YAMAHA	DUNLOP	S	16	29:58.299	1 Lap	147.9	4	1:48.269	153.9
23	29	LYYANN LUCHEL	FRA	EASYRACE TEAM	YAMAHA	DUNLOP	S	16	30:11.636	1 Lap	146.8	2	1:51.522	149.4
24	66	PHILIPPE LE GALLO	FRA	YAMAHA LAGLISSE	YAMAHA	DUNLOP	S	16	31:22.015	1 Lap	141.3	13	1:54.115	146.0

Not classified:

48	JOAN DÍAZ	SPA	DCR RACING TEAM	YAMAHA	DUNLOP	S	15	27:25.896			14	1:48.187	154.0
21	MATTHIAS MEGGLE	GER	DYNAVOLT INTACT SIC JUNIOR TEAM	KALEX	DUNLOP		14	25:02.766			5	1:46.335	156.6
50	ANUPAB SARMOON	THA	VR46 MASTER CAMP TEAM	KALEX	DUNLOP		11	19:37.253			4	1:45.987	157.2
35	BENIGNO RENE SOLIS	USA	BAIKO RACING TEAM	KALEX	DUNLOP		10	18:23.565			7	1:47.935	154.3
55	YARI MONTELLA	ITA	TEAM CIATTI - SPEED UP	SPEED UP	DUNLOP		10	28:41.810			6	1:45.374	158.1
4	HECTOR GARZÓ	SPA	CNS MOTORSPORT	TECH3	DUNLOP		9	15:54.217			3	1:45.077	158.5
33	DANI VALLE	SPA	EASYRACE TEAM	KALEX	DUNLOP		6	11:48.257			3	1:45.702	157.6
2	HENG SU	CHN	EASYRACE TEAM	KALEX	DUNLOP		3	6:22.257			2	1:59.226	139.7

Pole Position

E. PONS

1:44.768

159.0 Kph

Fastest Lap

Lap 6

EDGAR PONS

1:44.897

158.8 Kph

#61 SHORTCUT AT TURN 1-2 - 1.258 SECONDS PENALTY AT THE END OF THE RACE

Published at:

Track Status: **DRY**

Stewards:

Timekeeper:

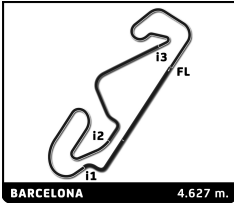




8-9 June

BARCELONA-CATALUÑA

FIM CEV REPSOL 2019



Moto2 FIM CEV REPSOL CIRCUIT DE BARCELONA- CATALUNYA Race 2

Lap Chart

		LAP																	
Nr	Pos	Grid	1	2	3	4	5	6	7	8	9	10	11	12	13	14	15	16	17
57	1	57	57	57	57	57	57	57	57	57	57	57	57	57	57	57	57	57	57
55	2	55	55	55	55	18	18	18	4	4	18	18	18	18	18	18	18	18	18
18	3	18	18	18	18	55	4	4	18	18	4	10	61	61	61	61	61	61	61
4	4	4	4	61	4	4	55	55	55	55	55	61	10	10	10	10	10	10	10
61	5	61	61	4	61	61	61	61	61	61	61	19	50	19	19	19	19	19	19
10	6	10	10	33	33	33	33	10	10	10	10	25	25	25	25	25	25	77	25
19	7	19	33	10	10	10	10	50	50	50	19	50	19	27	7	77	77	25	77
33	8	33	19	19	19	19	50	19	19	19	50	7	27	7	77	7	7	7	7
25	9	25	7	50	50	50	19	7	25	25	25	27	7	77	51	51	51	51	51
21	10	21	50	7	7	7	7	25	7	7	7	77	77	51	21	21	31	31	31
50	11	50	25	25	32	32	32	32	32	77	77	51	21	21	31	31	32	32	32
51	12	51	32	32	25	25	25	77	77	32	27	21	51	31	32	32	84	84	84
7	13	7	31	51	77	77	77	51	51	27	51	32	31	32	84	84	74	74	9
74	14	74	51	31	51	51	51	31	31	51	32	31	32	84	74	74	9	9	74
31	15	31	77	77	31	31	31	27	27	21	21	84	84	74	9	9	70	70	70
32	16	32	9	9	9	9	27	21	21	31	31	74	74	9	70	70	23	23	23
27	17	27	27	21	21	27	21	9	9	74	74	9	9	70	23	23	27	27	27
77	18	77	35	27	27	21	9	74	74	9	84	70	70	23	27	27	48	88	88
9	19	9	21	35	74	74	74	84	84	84	9	23	23	26	26	48	88	26	26
84	20	84	84	84	35	84	84	70	70	70	70	26	26	88	48	88	26	12	12
70	21	70	74	74	84	35	35	23	23	23	23	44	12	12	88	26	12	45	45
23	22	23	44	70	70	70	35	35	35	35	35	12	88	48	12	12	44	44	44
35	23	35	45	23	23	23	23	88	44	44	44	88	48	44	44	44	45	29	29
12	24	12	70	44	88	44	44	44	88	88	26	48	44	45	45	45	29	66	66
48	25	48	23	88	44	88	88	48	48	48	12	35	45	29	29	29	66	66	66
44	26	44	88	26	26	26	48	26	26	26	88	45	29	66	66	66	66	66	66
88	27	88	26	45	12	12	26	12	12	12	48	29	66	66	66	66	66	66	66
26	28	26	12	12	48	48	12	45	45	45	45	66	66	66	66	66	66	66	66
45	29	45	48	48	45	45	45	29	29	29	29	55	55	55	55	55	55	55	55
29	30	29	29	29	29	29	29	66	66	66	66	66	66	66	66	66	66	66	66
2	31	2	2	2	66	66	66	33	33	33	33	33	33	33	33	33	33	33	33
66	32	66	66	66	2	2	2	2	2	2	2	2	2	2	2	2	2	2	2

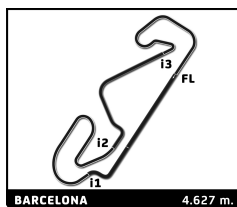




8 -9 June

BARCELONA-CATALUÑA

FIM CEV REPSOL 2019



Moto2

FIM CEV REPSOL CIRCUIT DE BARCELONA- CATALUNYA Race 2

Best Sector Times

SECTOR 1			SECTOR 2		SECTOR 3		SECTOR 4		Pos	Ideal Lap	Best Lap	
Pos	Rider	Time	Rider	Time	Rider	Time	Rider	Time				
1	27 K.KASMAYUDIN	18.714	57 E.PONS	32.474	57 E.PONS	21.821	57 E.PONS	31.659	1	57	1:44.766	1:44.897 (1)
2	4 H.GARZÓ	18.748	4 H.GARZÓ	32.599	4 H.GARZÓ	21.841	18 N.TUULI	31.681	2	4	1:44.961	1:45.077 (2)
3	84 A.SHAH	18.764	55 Y.MONTELLA	32.637	18 N.TUULI	21.907	4 H.GARZÓ	31.773	3	18	1:45.095	1:45.125 (3)
4	18 N.TUULI	18.768	61 A.ZACCONE	32.716	55 Y.MONTELLA	21.916	61 A.ZACCONE	31.779	4	55	1:45.160	1:45.374 (4)
5	55 Y.MONTELLA	18.796	50 A.SARMOON	32.717	33 D.VALLE	21.963	55 Y.MONTELLA	31.811	5	61	1:45.355	1:45.577 (5)
6	25 M.BRENNER	18.798	18 N.TUULI	32.739	61 A.ZACCONE	21.964	27 K.KASMAYUDIN	31.940	6	27	1:45.585	1:45.621 (6)
7	57 E.PONS	18.812	33 D.VALLE	32.751	10 T.MARCON	21.980	10 T.MARCON	31.960	7	10	1:45.598	1:45.785 (8)
8	77 M.PONS	18.845	10 T.MARCON	32.767	50 A.SARMOON	22.026	33 D.VALLE	32.004	8	33	1:45.665	1:45.702 (7)
9	32 R.ROSLI	18.847	27 K.KASMAYUDIN	32.875	19 A.FARID	22.029	50 A.SARMOON	32.042	9	50	1:45.776	1:45.987 (9)
10	10 T.MARCON	18.891	25 M.BRENNER	32.877	27 K.KASMAYUDIN	22.056	19 A.FARID	32.045	10	25	1:45.916	1:46.182 (12)
11	61 A.ZACCONE	18.896	21 M.MEGGLE	32.898	77 M.PONS	22.081	21 M.MEGGLE	32.050	11	19	1:45.926	1:46.145 (11)
12	7 A.NORRODIN	18.902	77 M.PONS	32.899	84 A.SHAH	22.122	74 P.BIESIEKIRSKI	32.054	12	77	1:45.956	1:46.135 (10)
13	19 A.FARID	18.910	7 A.NORRODIN	32.920	32 R.ROSLI	22.135	25 M.BRENNER	32.056	13	21	1:46.015	1:46.335 (15)
14	21 M.MEGGLE	18.918	19 A.FARID	32.942	7 A.NORRODIN	22.138	31 G.SALIM	32.065	14	7	1:46.038	1:46.254 (13)
15	31 G.SALIM	18.930	32 R.ROSLI	32.945	21 M.MEGGLE	22.149	7 A.NORRODIN	32.078	15	84	1:46.202	1:46.500 (16)
16	51 M.CIPRIETTI	18.946	31 G.SALIM	32.986	25 M.BRENNER	22.185	51 M.CIPRIETTI	32.114	16	32	1:46.226	1:46.310 (14)
17	33 D.VALLE	18.947	84 A.SHAH	33.004	74 P.BIESIEKIRSKI	22.187	9 K.KUBO	32.118	17	31	1:46.327	1:46.666 (18)
18	50 A.SARMOON	18.991	9 K.KUBO	33.085	9 K.KUBO	22.209	77 M.PONS	32.131	18	51	1:46.366	1:46.607 (17)
19	74 P.BIESIEKIRSKI	19.003	51 M.CIPRIETTI	33.086	51 M.CIPRIETTI	22.220	23 C.TANGRE	32.276	19	74	1:46.391	1:46.786 (19)
20	9 K.KUBO	19.091	23 C.TANGRE	33.130	70 T.ISHIZUKA	22.263	32 R.ROSLI	32.299	20	9	1:46.503	1:46.925 (20)
21	23 C.TANGRE	19.110	74 P.BIESIEKIRSKI	33.147	48 J.DÍAZ	22.343	84 A.SHAH	32.312	21	23	1:46.881	1:47.088 (21)
22	70 T.ISHIZUKA	19.168	70 T.ISHIZUKA	33.170	31 G.SALIM	22.346	35 B.SOLIS	32.382	22	70	1:47.006	1:47.173 (22)
23	35 B.SOLIS	19.236	35 B.SOLIS	33.408	23 C.TANGRE	22.365	70 T.ISHIZUKA	32.405	23	35	1:47.459	1:47.935 (23)
24	44 K.ORGIS	19.278	48 J.DÍAZ	33.480	35 B.SOLIS	22.433	88 A.ZETTI	32.426	24	88	1:47.779	1:48.179 (24)
25	88 A.ZETTI	19.314	88 A.ZETTI	33.547	88 A.ZETTI	22.492	48 J.DÍAZ	32.522	25	48	1:47.938	1:48.187 (25)
26	26 M.GÓMEZ-CARO	19.580	26 M.GÓMEZ-CARO	33.635	44 K.ORGIS	22.529	44 K.ORGIS	32.634	26	44	1:48.098	1:48.269 (26)
27	48 J.DÍAZ	19.593	12 P.PAAVILAINEN	33.650	12 P.PAAVILAINEN	22.595	26 M.GÓMEZ-CARO	32.686	27	12	1:48.664	1:48.951 (28)
28	12 P.PAAVILAINEN	19.680	44 K.ORGIS	33.657	26 M.GÓMEZ-CARO	22.773	12 P.PAAVILAINEN	32.739	28	26	1:48.674	1:48.837 (27)
29	29 L.LUCHEL	20.030	45 L.ORGIS	34.038	45 L.ORGIS	22.948	45 L.ORGIS	33.440	29	45	1:50.482	1:50.566 (29)
30	45 L.ORGIS	20.056	29 L.LUCHEL	34.375	29 L.LUCHEL	23.328	29 L.LUCHEL	33.652	30	29	1:51.385	1:51.522 (30)
31	2 H.SU	20.487	66 P.LE GALLO	35.284	66 P.LE GALLO	23.381	66 P.LE GALLO	34.412	31	66	1:53.763	1:54.115 (31)
32	66 P.LE GALLO	20.686	2 H.SU	36.629	2 H.SU	23.920	2 H.SU	35.404	32	2	1:56.440	1:59.226 (32)

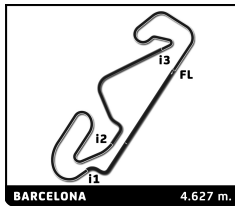




8-9 June

BARCELONA-CATALUÑA

FIM CEV REPSOL 2019



Moto2

FIM CEV REPSOL CIRCUIT DE BARCELONA- CATALUNYA

Race 2

Best Top Speeds

Rider	Team	Top 1		Top 2		Top 3		Top 4		Top 5		Avg
		Kph	Lap	Kph	Lap	Kph	Lap	Kph	Lap	Kph	Lap	
27 KASMA DANIEL BIN KASMA	DYNAVOLT INTACT SIC JUNIOR TEAM	282.7	10	282.0	11	282.0	8	281.2	7	280.5	5	281.7
84 AZLAN SHAH	ONEXO TKKR SAG TEAM	282.7	10	282.0	9	280.5	5	280.5	7	279.1	12	281.0
10 TOMMASO MARCON	TEAM CIATTI - SPEED UP	282.0	10	274.8	6	273.4	9	273.4	3	272.7	4	275.3
19 ANDI FARID	ASTRA HONDA RACING TEAM	281.2	9	276.2	3	276.2	4	276.2	7	274.1	6	276.8
32 RAMDAN ROSLI	ONEXO TKKR SAG TEAM	281.2	4	279.1	11	279.1	13	277.6	5	276.2	16	278.6
21 MATTHIAS MEGGLE	DYNAVOLT INTACT SIC JUNIOR TEAM	279.8	11	276.2	2	276.2	4	275.5	8	275.5	7	276.6
25 MARCEL BRENNER	KIEFER RACING	279.8	5	279.1	6	279.1	10	277.6	11	276.9	9	278.5
55 YARI MONTELLA	TEAM CIATTI - SPEED UP	279.8	5	277.6	10	275.5	7	274.8	9	274.8	6	276.5
74 PIOTR BIESIEKIRSKI	EUVIC STYLOBIKE GOOD RACING	279.8	11	279.8	3	278.4	4	278.4	5	277.6	14	278.8
77 MIQUEL PONS	H43 TEAM NOBBY TALASUR-BLUMAQ	278.4	12	276.9	8	276.2	3	275.5	11	275.5	9	276.5
4 HECTOR GARZÓ	CNS MOTORSPORT	276.9	3	274.1	5	273.4	2	271.4	6	271.4	7	273.4
51 MATTEO CIPRIETTI	TEAM STYLOBIKE	276.9	9	274.8	10	274.1	13	273.4	5	272.7	12	274.4
18 NIKI TUULI	TEAM STYLOBIKE	276.2	4	273.4	3	272.7	9	272.7	2	272.0	8	273.4
7 ADAM NORRODIN	SIC JUNIOR TEAM	275.5	6	275.5	11	275.5	8	275.5	4	275.5	5	275.5
70 TAKESHI ISHIZUKA	EASYRACE TEAM	275.5	4	275.5	13	274.1	9	273.4	10	273.4	12	274.4
31 GERRY SALIM	ASTRA HONDA RACING TEAM	274.8	8	274.1	5	272.7	12	271.4	15	271.4	11	272.9
33 DANI VALLE	EASYRACE TEAM	274.8	4	274.8	5	274.1	2	274.1	3	274.1	6	274.4
61 ALESSANDRO ZACCONE	PROMORACING	274.8	5	273.4	4	272.7	7	272.7	6	272.0	2	273.1
50 ANUPAB SARMOON	VR46 MASTER CAMP TEAM	274.1	3	274.1	4	270.7	6	270.7	7	270.7	9	272.1
57 EDGAR PONS	BAIKO RACING TEAM	274.1	10	273.4	9	273.4	11	272.7	16	272.7	4	273.3
9 KEMINTH KUBO	VR46 MASTER CAMP TEAM	273.4	10	273.4	12	271.4	11	271.4	13	270.0	3	271.9
35 BENIGNO RENE SOLIS	BAIKO RACING TEAM	272.7	10	272.7	9	272.7	8	272.0	5	272.0	7	272.4
88 ALESSANDRO ZETTI	FAU55 EL SEÑOR DE LAS BOLSAS	271.4	3	268.0	10	267.3	5	265.4	14	265.4	4	267.5
23 CÉDRIC TANGRE	YOHANN MOTO SPORT	270.7	9	270.7	11	270.0	5	270.0	10	269.3	4	270.1
44 KEVIN ORGIS	REDDING - PINAMOTO RS	268.7	4	266.7	9	266.0	3	263.4	5	262.8	6	265.5
26 MARIO GÓMEZ-CARO	KPR INNOVATION TEAM	266.7	6	264.7	2	263.4	3	262.8	8	261.5	10	263.8
12 PEETU PAAVILAINEN	REDDING - PINAMOTO RS	266.0	6	265.4	8	265.4	3	265.4	4	264.7	2	265.4
2 HENG SU	EASYRACE TEAM	265.4	2	263.4	3							264.4
48 JOAN DÍAZ	DCR RACING TEAM	264.1	4	261.5	5	260.9	6	260.9	11	260.2	10	261.5
45 LEON ORGIS	REDDING - PINAMOTO RS	262.1	4	260.9	3	259.0	2	258.4	5	257.8	10	259.6
29 LYVANN LUCHEL	EASYRACE TEAM	261.5	3	259.0	4	259.0	6	259.0	10	258.4	9	259.4
66 PHILIPPE LE GALLO	YAMAHA LAGLISSE	254.7	15	254.7	12	254.7	7	253.5	9	253.5	6	254.2

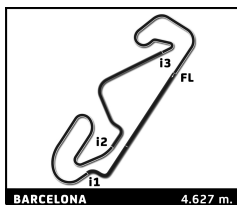




8 -9 June

BARCELONA-CATALUÑA

FIM CEV REPSOL 2019



Moto2

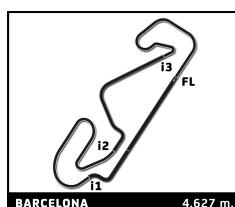
FIM CEV REPSOL CIRCUIT DE BARCELONA- CATALUNYA

Race 2

Fastest Lap Sequence

Practice Time	Rider	Team	Bike	Class	Time	Kph	Lap
3:34.605	57 EDGAR PONS	BAIKO RACING TEAM	KALEX		1:45.792	157.5	2
3:34.948	55 YARI MONTELLA	TEAM CIATTI - SPEED UP	SPEED UP		1:45.681	157.6	2
3:35.279	18 NIKI TUULI	TEAM STYLOBIKE	KALEX		1:45.677	157.6	2
5:20.072	57 EDGAR PONS	BAIKO RACING TEAM	KALEX		1:45.467	157.9	3
5:20.930	4 HECTOR GARZÓ	CNS MOTORSPORT	TECH3		1:45.077	158.5	3
8:50.292	57 EDGAR PONS	BAIKO RACING TEAM	KALEX		1:44.971	158.7	5
10:35.189	57 EDGAR PONS	BAIKO RACING TEAM	KALEX		1:44.897	158.8	6





Moto2

FIM CEV REPSOL CIRCUIT DE BARCELONA- CATALUNYA

Race 2

Analysis

■ Personal Best ■ Session Best B Crossing the finish line in pit lane

Lap	Time	Sector 1	Sector 2	Sector 3	Sector 4	Elapsed	Lap	Time	Sector 1	Sector 2	Sector 3	Sector 4	Elapsed
2	HENG SU					CHN	10	TOMMASO MARCON					ITA
	EASYRACE TEAM					KALEX		TEAM CIATTI - SPEED UP					SPEED UP
1	2:03.479	26.019	37.861	24.195	35.404	2:03.479	1	1:50.295	23.028	33.151	22.156	31.960	1:50.295
2	1:59.226	22.258	36.923	23.920	36.125	4:02.705	2	1:46.407	19.353	32.892	22.094	32.068	3:36.702
3	2:19.552 B	20.487	36.629	24.574	57.862	6:22.257	3	1:45.785	18.917	32.889	21.980	31.999	5:22.487
4	HECTOR GARZÓ					SPA	4	1:45.847	19.016	32.767	22.071	31.993	7:08.334
	CNS MOTORSPORT					TECH3	5	1:45.855	18.926	32.865	22.015	32.049	8:54.189
1	1:49.742	22.661	33.149	22.145	31.787	1:49.742	6	1:46.025	18.932	32.980	22.066	32.047	10:40.214
2	1:46.111	19.016	32.749	21.901	32.445	3:35.853	7	1:46.038	19.048	32.920	22.011	32.059	12:26.252
3	1:45.077	18.748	32.599	21.852	31.878	5:20.930	8	1:46.045	18.928	33.002	22.035	32.080	14:12.297
4	1:45.620	18.952	32.804	22.054	31.810	7:06.550	9	1:46.439	19.048	33.128	22.073	32.190	15:58.736
5	1:45.098	18.840	32.644	21.841	31.773	8:51.648	10	1:46.984	18.999	33.194	22.309	32.482	17:45.720
6	1:45.526	18.942	32.756	22.017	31.811	10:37.174	11	1:46.689	19.311	33.139	22.067	32.172	19:32.409
7	1:45.426	18.909	32.689	21.943	31.885	12:22.600	12	1:46.363	19.035	33.068	22.106	32.154	21:18.772
8	1:45.734	19.079	32.796	22.008	31.851	14:08.334	13	1:46.260	19.049	32.988	22.159	32.064	23:05.032
9	1:45.883	19.190	32.789	21.978	31.926	15:54.217	14	1:46.062	19.015	32.974	22.014	32.059	24:51.094
7	ADAM NORRODIN					MAL	15	1:46.374	19.042	33.184	22.050	32.098	26:37.468
	SIC JUNIOR TEAM					KALEX	16	1:46.070	18.953	32.902	22.093	32.122	28:23.538
1	1:51.261	23.405	33.435	22.294	32.127	1:51.261	17	1:46.557	18.891	33.082	22.023	32.561	30:10.095
2	1:46.917	19.073	33.148	22.164	32.532	3:38.178	12	PEETU PAAVILAINEN					FIN
3	1:46.292	19.041	32.953	22.184	32.114	5:24.470		REDDING - PINAMOTO RS					YAMAHA
4	1:46.254	19.025	32.920	22.200	32.109	7:10.724	1	1:57.378	25.274	35.193	23.260	33.651	1:57.378
5	1:46.449	19.047	33.186	22.138	32.078	8:57.173	2	1:49.438	19.902	33.970	22.758	32.808	3:46.816
6	1:46.849	19.048	33.095	22.257	32.449	10:44.022	3	1:49.110	19.898	33.718	22.609	32.885	5:35.926
7	1:47.115	19.071	33.100	22.213	32.731	12:31.137	4	1:49.153	19.818	33.650	22.657	33.028	7:25.079
8	1:46.457	19.015	33.054	22.206	32.182	14:17.594	5	1:49.069	19.916	33.764	22.650	32.739	9:14.148
9	1:46.511	18.904	33.097	22.221	32.289	16:04.105	6	1:49.397	19.773	33.751	22.737	33.136	11:03.545
10	1:47.010	18.921	33.303	22.378	32.408	17:51.115	7	1:48.951	19.698	33.715	22.765	32.773	12:52.496
11	1:47.303	18.902	33.626	22.283	32.492	19:38.418	8	1:49.300	19.723	33.832	22.746	32.999	14:41.796
12	1:46.804	18.939	33.209	22.270	32.386	21:25.222	9	1:49.282	19.680	33.942	22.771	32.889	16:31.078
13	1:47.262	19.096	33.209	22.341	32.616	23:12.484	10	1:49.624	19.696	33.868	22.921	33.139	18:20.702
14	1:47.245	19.226	33.351	22.222	32.446	24:59.729	11	1:49.780	19.754	33.838	22.877	33.311	20:10.482
15	1:47.114	19.102	33.214	22.322	32.476	26:46.843	12	1:49.809	20.113	33.822	22.743	33.131	22:00.291
16	1:47.438	19.189	33.217	22.341	32.691	28:34.281	13	1:49.694	20.147	33.848	22.627	33.072	23:49.985
17	1:47.648	19.140	33.278	22.328	32.902	30:21.929	14	1:49.090	19.919	33.666	22.614	32.891	25:39.075
9	KEMINTH KUBO					THA	15	1:49.567	19.874	33.765	22.826	33.102	27:28.642
	VR46 MASTER CAMP TEAM					KALEX	16	1:50.091	20.015	33.819	22.595	33.662	29:18.733
1	1:53.166	24.216	33.830	22.466	32.654	1:53.166	17	1:50.660	20.132	34.052	22.835	33.641	31:09.393
2	1:47.426	19.412	33.302	22.277	32.435	3:40.592	18	NIKI TUULI					FIN
3	1:46.956	19.414	33.144	22.280	32.118	5:27.548		TEAM STYLOBIKE					KALEX
4	1:47.139	19.354	33.203	22.311	32.271	7:14.687	1	1:49.602	22.540	33.147	22.099	31.816	1:49.602
5	1:47.562	19.525	33.253	22.420	32.364	9:02.249	2	1:45.677	18.976	32.788	21.958	31.955	3:35.279
6	1:47.121	19.389	33.181	22.209	32.342	10:49.370	3	1:45.515	18.880	32.805	21.907	31.923	5:20.794
7	1:46.925	19.378	33.085	22.234	32.228	12:36.295	4	1:45.125	18.768	32.739	21.937	31.681	7:05.919
8	1:48.117	19.553	33.413	22.346	32.805	14:24.412	5	1:45.405	18.891	32.790	21.913	31.811	8:51.324
9	1:47.134	19.294	33.092	22.242	32.506	16:11.546	6	1:45.691	18.915	32.920	22.036	31.820	10:37.015
10	1:47.161	19.091	33.247	22.451	32.372	17:58.707	7	1:45.773	19.217	32.867	21.968	31.721	12:22.788
11	1:47.054	19.159	33.139	22.307	32.449	19:45.761	8	1:45.644	18.980	32.925	21.973	31.766	14:08.432
12	1:47.654	19.178	33.416	22.449	32.611	21:33.415	9	1:45.644	18.886	32.852	21.955	31.951	15:54.076
13	1:47.405	19.242	33.228	22.505	32.430	23:20.820	10	1:45.765	18.881	32.877	22.064	31.943	17:39.841
14	1:47.772	19.213	33.368	22.575	32.616	25:08.592	11	1:45.933	18.895	32.831	22.235	31.972	19:25.774
15	1:47.852	19.346	33.491	22.535	32.480	26:56.444	12	1:46.084	19.004	33.006	22.061	32.013	21:11.858
16	1:47.693	19.333	33.431	22.374	32.555	28:44.137	13	1:46.637	19.136	32.867	22.043	32.591	22:58.495





Moto2

FIM CEV REPSOL CIRCUIT DE BARCELONA- CATALUNYA

Race 2

Analysis

■ Personal Best ■ Session Best B Crossing the finish line in pit lane

Lap	Time	Sector 1	Sector 2	Sector 3	Sector 4	Elapsed	Lap	Time	Sector 1	Sector 2	Sector 3	Sector 4	Elapsed
14	1:46.526	19.143	33.210	22.006	32.167	24:45.021	14	1:47.184	19.165	33.218	22.495	32.306	25:13.860
15	1:46.519	19.113	33.106	22.100	32.200	26:31.540	15	1:47.948	19.551	33.269	22.632	32.496	27:01.808
16	1:46.606	19.134	33.126	22.127	32.219	28:18.146	16	1:47.453	19.271	33.130	22.434	32.618	28:49.261
17	1:46.828	19.175	33.063	22.135	32.455	30:04.974	17	1:47.166	19.134	33.235	22.365	32.432	30:36.427

19	ANDI FARID	INA
	ASTRA HONDA RACING TEAM	KALEX

1	1:51.093	23.229	33.399	22.270	32.195	1:51.093
2	1:46.287	19.085	32.948	22.169	32.085	3:37.380
3	1:46.265	18.996	32.942	22.119	32.208	5:23.645
4	1:46.192	18.941	32.972	22.131	32.148	7:09.837
5	1:46.926	19.216	33.307	22.271	32.132	8:56.763
6	1:46.872	19.222	33.049	22.329	32.272	10:43.635
7	1:46.145	19.052	33.019	22.029	32.045	12:29.780
8	1:46.643	19.206	32.996	22.251	32.190	14:16.423
9	1:46.685	18.910	33.160	22.271	32.344	16:03.108
10	1:47.072	19.193	33.116	22.323	32.440	17:50.180
11	1:47.642	19.186	33.073	22.265	33.118	19:37.822
12	1:46.570	18.953	33.043	22.191	32.383	21:24.392
13	1:46.755	19.170	33.171	22.091	32.323	23:11.147
14	1:46.781	19.065	33.005	22.081	32.630	24:57.928
15	1:46.450	19.075	33.004	22.169	32.202	26:44.378
16	1:46.693	19.087	33.055	22.128	32.423	28:31.071
17	1:47.076	19.038	33.071	22.210	32.757	30:18.147

21	MATTHIAS MEGGLE	GER
	DYNAVOLT INTACT SIC JUNIOR TEAM	KALEX

1	1:54.020	24.343	34.428	22.717	32.532	1:54.020
2	1:46.870	19.145	33.229	22.235	32.261	3:40.890
3	1:46.782	19.248	33.147	22.282	32.105	5:27.672
4	1:47.290	19.845	32.991	22.347	32.107	7:14.962
5	1:46.335	19.030	33.018	22.237	32.050	9:01.297
6	1:46.571	19.110	32.940	22.386	32.135	10:47.868
7	1:46.336	18.967	32.982	22.149	32.238	12:34.204
8	1:46.821	19.120	33.196	22.336	32.169	14:21.025
9	1:46.800	19.122	32.898	22.413	32.367	16:07.825
10	1:46.697	19.122	33.159	22.164	32.252	17:54.522
11	1:46.980	18.918	33.060	22.453	32.549	19:41.502
12	1:47.195	19.330	33.101	22.266	32.498	21:28.697
13	1:47.142	19.188	33.090	22.309	32.555	23:15.839
14	1:46.927	19.072	33.153	22.287	32.415	25:02.766

23	CÉDRIC TANGRE	FRA
	YOHANN MOTO SPORT	MISTRAL

1	1:56.261	25.760	34.357	22.866	33.278	1:56.261
2	1:48.075	19.543	33.332	22.501	32.699	3:44.336
3	1:48.161	19.361	33.340	22.532	32.928	5:32.497
4	1:47.433	19.275	33.211	22.532	32.415	7:19.930
5	1:47.675	19.227	33.289	22.640	32.519	9:07.605
6	1:47.683	19.397	33.221	22.564	32.501	10:55.288
7	1:47.469	19.273	33.292	22.492	32.412	12:42.757
8	1:47.304	19.188	33.262	22.506	32.348	14:30.061
9	1:47.578	19.182	33.382	22.492	32.522	16:17.639
10	1:47.249	19.120	33.263	22.564	32.302	18:04.888
11	1:47.088	19.151	33.199	22.462	32.276	19:51.976
12	1:47.374	19.110	33.412	22.547	32.305	21:39.350
13	1:47.326	19.198	33.247	22.505	32.376	23:26.676

25	MARCEL BRENNER	SWI
	KIEFER RACING	KTM

1	1:51.657	23.667	33.368	22.324	32.298	1:51.657
2	1:46.769	19.077	33.001	22.299	32.392	3:38.426
3	1:46.687	19.232	32.992	22.259	32.204	5:25.113
4	1:46.281	18.913	33.052	22.242	32.074	7:11.394
5	1:46.524	18.981	33.242	22.245	32.056	8:57.918
6	1:46.182	18.798	32.953	22.258	32.173	10:44.100
7	1:46.281	18.810	33.020	22.185	32.266	12:30.381
8	1:46.297	19.028	32.877	22.242	32.150	14:16.678
9	1:46.625	18.939	33.210	22.267	32.209	16:03.303
10	1:46.934	18.854	33.227	22.569	32.284	17:50.237
11	1:47.300	18.845	33.176	22.416	32.863	19:37.537
12	1:46.970	19.036	33.098	22.236	32.600	21:24.507
13	1:47.095	19.184	33.253	22.252	32.406	23:11.602
14	1:46.845	19.005	32.966	22.314	32.560	24:58.447
15	1:46.984	19.065	33.032	22.240	32.647	26:45.431
16	1:47.356	19.089	33.085	22.665	32.517	28:32.787
17	1:46.824	18.951	33.102	22.288	32.483	30:19.611

26	MARIO GÓMEZ-CARO	SPA
	KPR INNOVATION TEAM	YAMAHA

1	1:56.879	24.924	34.928	23.382	33.645	1:56.879
2	1:49.497	19.840	33.683	22.986	32.988	3:46.376
3	1:48.999	19.700	33.667	22.796	32.836	5:35.375
4	1:49.090	19.732	33.635	22.777	32.946	7:24.465
5	1:49.191	19.728	33.677	23.021	32.765	9:13.656
6	1:49.222	19.580	33.760	22.934	32.948	11:02.878
7	1:48.999	19.725	33.688	22.773	32.813	12:51.877
8	1:48.837	19.586	33.709	22.856	32.686	14:40.714
9	1:49.926	19.951	34.197	22.846	32.932	16:30.640
10	1:49.553	19.586	33.940	22.967	33.060	18:20.193
11	1:49.893	19.900	33.850	23.123	33.020	20:10.086
12	1:49.649	19.922	33.864	22.887	32.976	21:59.735
13	1:49.402	19.897	33.687	22.892	32.926	23:49.137
14	1:49.607	20.140	33.686	22.846	32.935	25:38.744
15	1:49.305	19.659	33.721	22.966	32.959	27:28.049
16	1:49.388	19.929	33.754	22.781	32.924	29:17.437
17	1:50.348	19.882	33.858	22.958	33.650	31:07.875

27	KASMA DANIEL BIN KASMAYUDIN	MAL
	DYNAVOLT INTACT SIC JUNIOR TEAM	KALEX

1	1:53.669	24.214	34.138	22.588	32.729	1:53.669
2	1:47.529	19.384	33.479	22.326	32.340	3:41.198
3	1:46.983	19.367	33.214	22.204	32.198	5:28.181
4	1:46.632	19.056	33.107	22.318	32.151	7:14.813
5	1:46.182	18.885	33.128	22.228	31.941	9:00.995
6	1:46.533	18.908	33.274	22.280	32.071	10:47.528
7	1:46.301	18.921	33.088	22.087	32.205	12:33.829
8	1:46.224	19.046	32.950	22.105	32.123	14:20.053
9	1:45.973	18.804	32.948	22.090	32.131	16:06.026
10	1:45.621	18.714	32.875	22.092	31.940	17:51.647





Moto2

FIM CEV REPSOL CIRCUIT DE BARCELONA- CATALUNYA

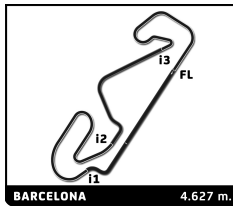
Race 2

Analysis

■ Personal Best ■ Session Best B Crossing the finish line in pit lane

Lap	Time	Sector 1	Sector 2	Sector 3	Sector 4	Elapsed	Lap	Time	Sector 1	Sector 2	Sector 3	Sector 4	Elapsed
11	1:46.252	18.826	32.983	22.056	32.387	19:37.899	9	1:47.775	19.284	33.609	22.401	32.481	16:07.748
12	1:46.697	19.115	33.060	22.179	32.343	21:24.596	10	1:47.435	18.990	33.492	22.404	32.549	17:55.183
13	2:12.850	18.882	32.952	22.110	58.906	23:37.446	11	1:47.531	18.905	33.586	22.529	32.511	19:42.714
14	1:47.732	19.360	33.511	22.347	32.514	25:25.178	12	1:47.395	19.056	33.434	22.291	32.614	21:30.109
15	1:47.858	19.302	33.288	22.415	32.853	27:13.036	13	1:48.551	19.118	33.537	22.365	33.531	23:18.660
16	1:47.831	19.200	33.392	22.274	32.965	29:00.867	14	1:47.664	19.187	33.592	22.239	32.646	25:06.324
17	1:48.282	19.499	33.277	22.488	33.018	30:49.149	15	1:47.763	19.298	33.415	22.295	32.755	26:54.087
							16	1:47.657	19.174	33.467	22.254	32.762	28:41.744
							17	1:47.898	19.220	33.473	22.223	32.982	30:29.642
29	LYVANN LUCHEL						33	DANI VALLE					
	EASYPACE TEAM					YAMAHA		EASYPACE TEAM					SPA
1	1:58.478	25.551	35.267	23.618	34.042	1:58.478							KALEX
2	1:51.522	20.030	34.375	23.359	33.758	3:50.000	1	1:50.526	22.978	33.336	22.171	32.041	1:50.526
3	1:52.103	20.115	34.786	23.550	33.652	5:42.103	2	1:45.795	19.004	32.751	21.963	32.077	3:36.321
4	1:51.713	20.078	34.502	23.328	33.805	7:33.816	3	1:45.702	18.947	32.765	21.986	32.004	5:22.023
5	1:52.114	20.035	34.649	23.511	33.919	9:25.930	4	1:46.097	19.021	32.890	22.098	32.088	7:08.120
6	1:52.381	20.188	34.710	23.448	34.035	11:18.311	5	1:45.892	19.015	32.820	21.992	32.065	8:54.012
7	1:52.022	20.243	34.641	23.432	33.706	13:10.333	6	2:54.245 B	19.022	32.915	22.069	1:40.239	11:48.257
8	1:51.930	20.134	34.595	23.540	33.661	15:02.263	35	BENIGNO RENE SOLIS					USA
9	1:52.734	20.097	34.809	23.861	33.967	16:54.997		BAIKO RACING TEAM					KALEX
10	1:52.696	20.047	34.755	23.792	34.102	18:47.693	1	1:53.914	24.310	34.224	22.790	32.590	1:53.914
11	1:52.753	20.150	34.864	23.687	34.052	20:40.446	2	1:48.154	19.452	33.408	22.626	32.668	3:42.068
12	1:53.192	20.371	34.819	23.739	34.263	22:33.638	3	1:48.101	19.598	33.437	22.433	32.633	5:30.169
13	1:53.039	20.269	34.845	23.580	34.345	24:26.677	4	1:48.718	19.437	33.660	22.725	32.896	7:18.887
14	1:53.361	20.445	35.003	23.542	34.371	26:20.038	5	1:48.463	19.393	33.771	22.592	32.707	9:07.350
15	1:54.830	20.988	35.873	23.681	34.288	28:14.868	6	1:48.289	19.528	33.779	22.600	32.382	10:55.639
16	1:56.768	20.407	36.471	23.740	36.150	30:11.636	7	1:47.935	19.360	33.557	22.503	32.515	12:43.574
							8	1:48.065	19.236	33.651	22.481	32.697	14:31.639
31	GERRY SALIM						9	1:48.030	19.297	33.631	22.480	32.622	16:19.669
	ASTRA HONDA RACING TEAM					INA	10	2:03.896 B	19.245	33.629	22.947	48.075	18:23.565
1	1:52.366	23.884	33.587	22.535	32.360	1:52.366	44	KEVIN ORGIS					GER
2	1:47.129	19.118	32.986	22.493	32.532	3:39.495		REDDING - PINAMOTO RS					YAMAHA
3	1:47.031	19.225	33.253	22.383	32.170	5:26.526	1	1:55.891	24.674	34.864	23.050	33.303	1:55.891
4	1:46.827	19.172	33.155	22.435	32.065	7:13.353	2	1:49.392	20.024	33.863	22.605	32.900	3:45.283
5	1:46.666	19.114	33.098	22.352	32.102	9:00.019	3	1:48.518	19.666	33.689	22.529	32.634	5:33.801
6	1:46.857	19.166	33.112	22.346	32.233	10:46.876	4	1:48.269	19.278	33.657	22.569	32.765	7:22.070
7	1:46.693	19.114	33.062	22.366	32.151	12:33.569	5	1:49.514	19.763	33.967	22.754	33.030	9:11.584
8	1:47.785	19.609	33.225	22.356	32.595	14:21.354	6	1:49.280	19.804	33.930	22.677	32.869	11:00.864
9	1:46.807	19.050	33.102	22.392	32.263	16:08.161	7	1:50.087	20.070	34.163	22.713	33.141	12:50.951
10	1:47.180	19.073	33.279	22.564	32.264	17:55.341	8	1:49.588	19.886	33.936	22.616	33.150	14:40.539
11	1:46.744	18.930	33.170	22.501	32.143	19:42.085	9	1:49.947	19.947	34.104	22.854	33.042	16:30.486
12	1:46.759	19.026	33.135	22.378	32.220	21:28.844	10	1:49.948	19.932	34.070	22.838	33.108	18:20.434
13	1:47.294	19.255	33.253	22.377	32.409	23:16.138	11	1:50.497	20.233	34.184	23.047	33.033	20:10.931
14	1:47.023	19.114	33.187	22.366	32.356	25:03.161	12	1:51.225	20.065	34.214	23.219	33.727	22:02.156
15	1:47.207	19.186	33.159	22.424	32.438	26:50.368	13	1:55.990	21.443	35.401	24.313	34.833	23:58.146
16	1:47.836	19.343	33.219	22.667	32.607	28:38.204	14	1:58.202	22.060	36.040	24.645	35.457	25:56.348
17	1:47.373	19.141	33.214	22.416	32.602	30:25.577	15	1:59.216	22.220	36.285	24.941	35.770	27:55.564
							16	2:02.735	23.001	36.336	24.765	38.633	29:58.299
32	RAMDAN ROSLI						45	LEON ORGIS					GER
	ONEXO TKKR SAG TEAM					MAL		REDDING - PINAMOTO RS					YAMAHA
1	1:51.910	23.742	33.574	22.278	32.316	1:51.910	1	1:56.151	24.819	34.522	23.007	33.803	1:56.151
2	1:46.641	19.071	32.945	22.236	32.389	3:38.551	2	1:50.566	20.056	34.038	22.948	33.524	3:46.717
3	1:46.433	18.871	32.967	22.164	32.431	5:24.984	3	1:50.630	20.134	34.048	23.008	33.440	5:37.347
4	1:46.310	18.847	32.998	22.166	32.299	7:11.294	4	1:51.036	20.110	34.282	23.184	33.460	7:28.383
5	1:46.545	18.922	33.157	22.135	32.331	8:57.839							
6	1:47.046	19.111	33.163	22.262	32.510	10:44.885							
7	1:47.458	19.165	33.273	22.281	32.739	12:32.343							
8	1:47.630	19.167	33.742	22.288	32.433	14:19.973							





Moto2

FIM CEV REPSOL CIRCUIT DE BARCELONA- CATALUNYA

Race 2

Analysis

■ Personal Best ■ Session Best ■ Crossing the finish line in pit lane

Lap	Time	Sector 1	Sector 2	Sector 3	Sector 4	Elapsed	Lap	Time	Sector 1	Sector 2	Sector 3	Sector 4	Elapsed
5	1:51.745	20.208	34.583	23.235	33.719	9:20.128	10	1:47.060	18.946	33.296	22.297	32.521	17:54.389
6	1:52.324	20.363	34.756	23.295	33.910	11:12.452	11	1:47.241	19.178	33.264	22.393	32.406	19:41.630
7	1:52.001	20.347	34.702	23.159	33.793	13:04.453	12	1:46.902	19.033	33.116	22.297	32.456	21:28.532
8	1:52.197	20.383	34.693	23.219	33.902	14:56.650	13	1:47.059	19.095	33.191	22.220	32.553	23:15.591
9	1:51.615	20.181	34.447	23.201	33.786	16:48.265	14	1:47.053	19.140	33.145	22.279	32.489	25:02.644
10	1:52.095	20.183	34.639	23.234	34.039	18:40.360	15	1:47.502	19.312	33.310	22.379	32.501	26:50.146
11	1:52.345	20.304	34.926	23.185	33.930	20:32.705	16	1:47.343	19.191	33.210	22.327	32.615	28:37.489
12	1:52.112	20.375	34.618	23.151	33.968	22:24.817	17	1:47.396	19.099	33.242	22.329	32.726	30:24.885
13	1:52.243	20.283	34.621	23.491	33.848	24:17.060							
14	1:52.603	20.479	34.786	23.335	34.003	26:09.663							
15	1:52.700	20.559	34.721	23.448	33.972	28:02.363							
16	1:52.358	20.540	34.519	23.200	34.099	29:54.721							
17	1:54.228	20.877	35.208	23.568	34.575	31:48.949							

48

JOAN DÍAZ

DCR RACING TEAM

SPA

YAMAHA

1	1:57.693	26.380	34.967	22.842	33.504	1:57.693
2	1:49.239	19.762	34.008	22.713	32.756	3:46.932
3	1:49.281	20.068	33.969	22.618	32.626	5:36.213
4	1:48.922	19.637	33.759	22.527	32.999	7:25.135
5	1:48.307	19.605	33.524	22.504	32.674	9:13.442
6	1:49.087	19.909	33.873	22.576	32.729	11:02.529
7	1:48.622	19.786	33.681	22.515	32.640	12:51.151
8	1:49.442	19.839	33.934	22.699	32.970	14:40.593
9	1:51.228	20.056	34.273	22.920	33.979	16:31.821
10	1:49.189	19.593	33.634	22.953	33.009	18:21.010
11	1:49.678	19.816	34.095	22.662	33.105	20:10.688
12	1:49.638	20.082	33.883	22.600	33.073	22:00.326
13	1:48.863	19.690	33.621	22.758	32.794	23:49.189
14	1:48.187	19.673	33.480	22.512	32.522	25:37.376
15	1:48.520	19.792	33.525	22.545	32.658	27:25.896

50

ANUPAB SARMOON

VR46 MASTER CAMP TEAM

THA

KALEX

1	1:51.399	23.509	33.588	22.231	32.071	1:51.399
2	1:46.412	19.195	32.966	22.204	32.047	3:37.811
3	1:46.102	19.150	32.717	22.193	32.042	5:23.913
4	1:45.987	18.991	32.774	22.132	32.090	7:09.900
5	1:46.482	19.299	32.965	22.026	32.192	8:56.382
6	1:46.828	19.277	33.021	22.168	32.362	10:43.210
7	1:46.289	19.096	32.997	22.065	32.131	12:29.499
8	1:46.708	19.274	32.974	22.208	32.252	14:16.207
9	1:46.911	19.283	33.148	22.208	32.272	16:03.118
10	1:47.221	19.345	33.111	22.589	32.176	17:50.339
11	1:46.914	19.188	33.043	22.306	32.377	19:37.253

51

MATTEO CIPRIETTI

TEAM STYLOBIKE

ITA

KALEX

1	1:52.429	23.998	33.639	22.369	32.423	1:52.429
2	1:46.812	19.145	33.127	22.256	32.284	3:39.241
3	1:46.982	19.258	33.264	22.262	32.198	5:26.223
4	1:46.884	19.204	33.086	22.372	32.222	7:13.107
5	1:46.712	19.054	33.173	22.259	32.226	8:59.819
6	1:46.798	19.097	33.136	22.277	32.288	10:46.617
7	1:46.607	19.148	33.106	22.239	32.114	12:33.224
8	1:47.115	19.026	33.298	22.329	32.462	14:20.339
9	1:46.990	19.086	33.331	22.316	32.257	16:07.329

55

YARI MONTELLA

TEAM CIATTI - SPEED UP

ITA

SPEED UP

1	1:49.267	22.483	32.951	22.005	31.828	1:49.267
2	1:45.681	19.096	32.766	21.916	31.903	3:34.948
3	1:45.707	19.078	32.743	22.008	31.878	5:20.655
4	1:45.714	19.119	32.729	22.026	31.840	7:06.369
5	1:45.845	19.188	32.828	21.957	31.872	8:52.214
6	1:45.374	18.862	32.637	21.963	31.912	10:37.588
7	1:45.820	18.875	32.774	22.344	31.827	12:23.408
8	1:45.640	18.921	32.830	22.078	31.811	14:09.048
9	1:45.589	18.889	32.828	22.037	31.835	15:54.637
10	12:47.173B	18.796	32.751	21.987	...	28:41.810

57

EDGAR PONS

BAIKO RACING TEAM

SPA

KALEX

1	1:48.813	22.109	32.809	22.080	31.815	1:48.813
2	1:45.792	19.036	32.596	21.948	32.212	3:34.605
3	1:45.467	19.008	32.715	21.925	31.819	5:20.072
4	1:45.249	18.936	32.750	21.878	31.685	7:05.321
5	1:44.971	18.925	32.543	21.821	31.682	8:50.292
6	1:44.897	18.899	32.474	21.839	31.685	10:35.189
7	1:45.104	18.975	32.604	21.827	31.698	12:20.293
8	1:44.925	18.949	32.479	21.838	31.659	14:05.218
9	1:45.058	18.879	32.542	21.831	31.806	15:50.276
10	1:45.270	18.812	32.594	21.907	31.957	17:35.546
11	1:45.217	18.824	32.655	21.896	31.842	19:20.763
12	1:45.303	18.908	32.659	21.851	31.885	21:06.066
13	1:45.481	18.918	32.721	21.902	31.940	22:51.547
14	1:45.767	18.999	32.672	21.911	32.185	24:37.314
15	1:45.394	18.952	32.645	21.890	31.907	26:22.708
16	1:45.817	19.001	32.690	22.020	32.106	28:08.525
17	1:47.222	18.991	32.644	21.975	33.612	29:55.747

61

ALESSANDRO ZACCONE

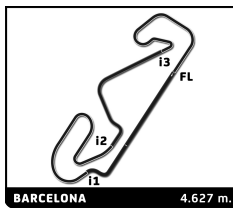
PROMORACING

ITA

KALEX

1	1:49.952	22.804	33.130	22.239	31.779	1:49.952
2	1:45.728	18.996	32.785	21.998	31.949	3:35.680
3	1:45.577	19.088	32.716	21.964	31.809	5:21.257
4	1:45.580	18.896	32.770	22.048	31.866	7:06.837
5	1:45.747	18.951	32.817	22.018	31.961	8:52.584
6	1:45.655	18.908	32.908	22.014	31.825	10:38.239
7	1:47.417	19.994	33.461	22.029	31.933	12:25.656
8	1:46.467	18.914	33.268	22.095	32.190	14:12.123
9	1:46.450	19.043	33.135	22.141	32.131	15:58.573
10	1:47.197	19.481	33.558	22.125	32.033	17:45.770
11	1:46.440	19.063	33.070	22.125	32.182	19:32.210
12	1:46.275	19.075	33.009	22.088	32.103	21:18.485
13	1:46.107	19.016	32.933	22.112	32.046	23:04.592





Moto2

FIM CEV REPSOL CIRCUIT DE BARCELONA- CATALUNYA

Race 2

Analysis

■ Personal Best ■ Session Best B Crossing the finish line in pit lane

Lap	Time	Sector 1	Sector 2	Sector 3	Sector 4	Elapsed	Lap	Time	Sector 1	Sector 2	Sector 3	Sector 4	Elapsed
14	1:46.319	19.115	33.019	22.092	32.093	24:50.911	12	1:47.358	19.003	33.645	22.368	32.342	21:32.884
15	1:46.083	19.041	32.979	22.001	32.062	26:36.994	13	1:47.732	19.160	33.569	22.392	32.611	23:20.616
16	1:46.036	19.032	32.849	22.029	32.126	28:23.030	14	1:47.785	19.260	33.413	22.366	32.746	25:08.401
17	1:46.983	19.126	32.917	21.996	32.944	30:10.013	15	1:47.719	19.251	33.513	22.475	32.480	26:56.120
66	PHILIPPE LE GALLO						FRA						
						YAMAHA							
1	2:07.748	27.006	36.028	23.691	41.023	2:07.748	77	MIGUEL PONS					
2	1:55.043	21.005	35.539	23.894	34.605	4:02.791	H43 TEAM NOBBY TALASUR-BLUMAG						SPA
3	1:56.594	20.927	36.325	24.442	34.900	5:59.385	KALEX						
4	1:55.943	21.132	35.744	24.204	34.863	7:55.328	1	1:52.662	24.354	33.810	22.311	32.187	1:52.662
5	1:55.643	21.055	35.744	23.982	34.862	9:50.971	2	1:46.870	19.099	32.999	22.373	32.399	3:39.532
6	1:55.325	20.927	35.699	23.942	34.757	11:46.296	3	1:46.556	18.845	33.152	22.255	32.304	5:26.088
7	1:55.634	20.979	35.716	24.106	34.833	13:41.930	4	1:46.740	19.156	33.087	22.285	32.212	7:12.828
8	1:55.557	20.899	35.786	23.874	34.998	15:37.487	5	1:46.757	19.055	33.203	22.243	32.256	8:59.585
9	1:59.864	20.815	35.678	24.026	39.345	17:37.351	6	1:46.891	19.102	33.056	22.178	32.555	10:46.476
10	2:11.528	22.710	37.447	30.314	41.057	19:48.879	7	1:46.454	19.062	32.990	22.135	32.267	12:32.930
11	1:57.091	20.913	37.235	23.930	35.013	21:45.970	8	1:46.620	18.946	33.258	22.210	32.206	14:19.550
12	1:54.945	20.822	35.366	23.860	34.897	23:40.915	9	1:46.323	18.940	33.055	22.197	32.131	16:05.873
13	1:54.115	20.686	35.402	23.615	34.412	25:35.030	10	1:46.391	18.988	32.899	22.148	32.356	17:52.264
14	1:58.490	25.099	35.284	23.524	34.583	27:33.520	11	1:46.699	18.919	33.057	22.246	32.477	19:38.963
15	1:54.295	20.794	35.401	23.471	34.629	29:27.815	12	1:46.665	19.216	33.156	22.159	32.134	21:25.628
16	1:54.200	20.720	35.355	23.381	34.744	31:22.015	13	1:46.896	18.984	33.163	22.081	32.668	23:12.524
70	TAKESHI ISHIZUKA						JPN						
						EASYRACE TEAM							KALEX
1	1:56.159	25.123	34.664	22.863	33.509	1:56.159	84	AZLAN SHAH					
2	1:47.819	19.302	33.296	22.553	32.668	3:43.978	ONEXO TKKR SAG TEAM						MAL
3	1:47.957	19.435	33.342	22.521	32.659	5:31.935	KALEX						
4	1:47.318	19.178	33.271	22.446	32.423	7:19.253	1	1:54.552	24.597	34.494	22.655	32.806	1:54.552
5	1:48.185	19.218	33.697	22.679	32.591	9:07.438	2	1:47.581	19.137	33.302	22.594	32.548	3:42.133
6	1:47.209	19.184	33.204	22.373	32.448	10:54.647	3	1:48.077	19.327	33.779	22.517	32.454	5:30.210
7	1:47.679	19.354	33.387	22.387	32.551	12:42.326	4	1:46.827	19.017	33.025	22.326	32.459	7:17.037
8	1:47.384	19.256	33.262	22.436	32.430	14:29.710	5	1:46.923	18.930	33.161	22.305	32.527	9:03.960
9	1:47.268	19.204	33.254	22.341	32.469	16:16.978	6	1:46.753	18.966	33.004	22.312	32.471	10:50.713
10	1:47.364	19.174	33.261	22.327	32.602	18:04.342	7	1:46.500	18.887	33.129	22.172	32.312	12:37.213
11	1:47.289	19.172	33.330	22.290	32.497	19:51.631	8	1:47.290	18.988	33.229	22.324	32.749	14:24.503
12	1:47.377	19.168	33.345	22.313	32.551	21:39.008	9	1:46.690	18.854	33.199	22.257	32.380	16:11.193
13	1:47.173	19.204	33.267	22.297	32.405	23:26.181	10	1:46.885	18.764	33.404	22.327	32.390	17:58.078
14	1:47.455	19.266	33.318	22.263	32.608	25:13.636	11	1:47.230	18.962	33.296	22.361	32.611	19:45.308
15	1:47.555	19.264	33.175	22.370	32.746	27:01.191	12	1:47.385	19.001	33.475	22.454	32.455	21:32.693
16	1:47.588	19.263	33.284	22.354	32.687	28:48.779	13	1:47.730	19.022	33.500	22.505	32.703	23:20.423
17	1:47.550	19.252	33.170	22.367	32.761	30:36.329	14	1:47.899	19.076	33.523	22.513	32.787	25:08.322
74	PIOTR BIESIEKIRSKI						POL						
						EUVIC STYLOBIKE GOOD RACING							KALEX
1	1:54.844	24.380	34.273	22.587	33.604	1:54.844	88	ALESSANDRO ZETTI					
2	1:47.377	19.111	33.353	22.534	32.379	3:42.221	FAU55 EL SEÑOR DE LAS BOLSAS						ITA
3	1:46.809	19.120	33.238	22.250	32.201	5:29.030	YAMAHA						
4	1:47.010	19.148	33.367	22.312	32.183	7:16.040	1	1:56.655	24.795	35.478	23.134	33.248	1:56.655
5	1:46.838	19.092	33.213	22.239	32.294	9:02.878	2	1:48.822	19.702	33.645	22.693	32.782	3:45.477
6	1:46.786	19.095	33.147	22.254	32.290	10:49.664	3	1:48.179	19.314	33.547	22.735	32.583	5:33.656
7	1:46.813	19.296	33.276	22.187	32.054	12:36.477	4	1:48.791	19.692	33.653	22.650	32.796	7:22.447
8	1:47.180	19.198	33.367	22.236	32.379	14:23.657	5	1:49.292	19.621	33.975	22.830	32.866	9:11.739
9	1:47.393	19.199	33.376	22.395	32.423	16:11.050	6	1:49.111	19.552	33.780	22.749	33.030	11:00.850
10	1:47.304	19.257	33.387	22.387	32.273	17:58.354	7	1:50.237	19.991	34.549	22.932	32.765	12:51.087
11	1:47.172	19.064	33.316	22.366	32.426	19:45.526	8	1:49.452	19.638	33.771	22.860	33.183	14:40.539

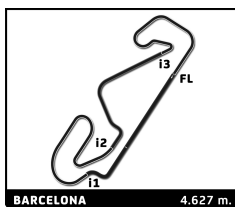




8 -9 June

BARCELONA-CATALUÑA

FIM CEV REPSOL 2019



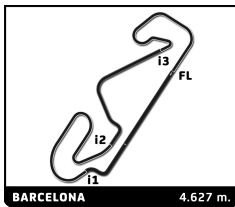
Moto2 FIM CEV REPSOL CIRCUIT DE BARCELONA- CATALUNYA Race 2

Analysis

■ Personal Best ■ Session Best B Crossing the finish line in pit lane

Lap	Time	Sector 1	Sector 2	Sector 3	Sector 4	Elapsed	Lap	Time	Sector 1	Sector 2	Sector 3	Sector 4	Elapsed
9	1:50.977	19.835	34.397	23.096	33.649	16:31.516							
10	1:49.309	19.429	33.990	22.879	33.011	18:20.825							
11	1:49.738	19.688	34.070	22.858	33.122	20:10.563							
12	1:49.228	19.640	33.916	22.871	32.801	21:59.791							
13	1:49.609	19.698	34.015	22.907	32.989	23:49.400							
14	1:48.465	19.643	33.634	22.597	32.591	25:37.865							
15	1:48.189	19.666	33.605	22.492	32.426	27:26.054							
16	1:48.877	19.657	33.808	22.628	32.784	29:14.931							
17	1:48.929	19.737	33.613	22.560	33.019	31:03.860							





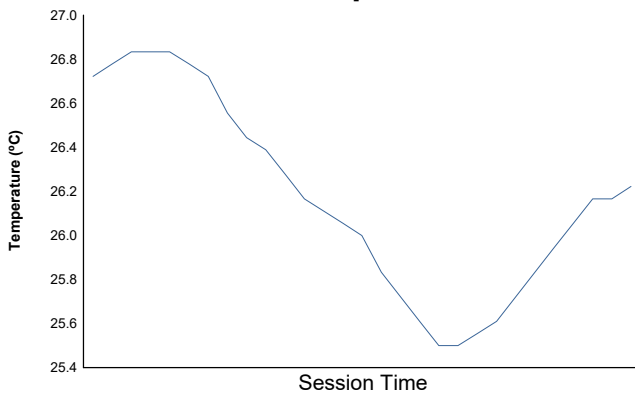
FIM CEV REPSOL CIRCUIT DE BARCELONA- CATALUNYA

Moto2

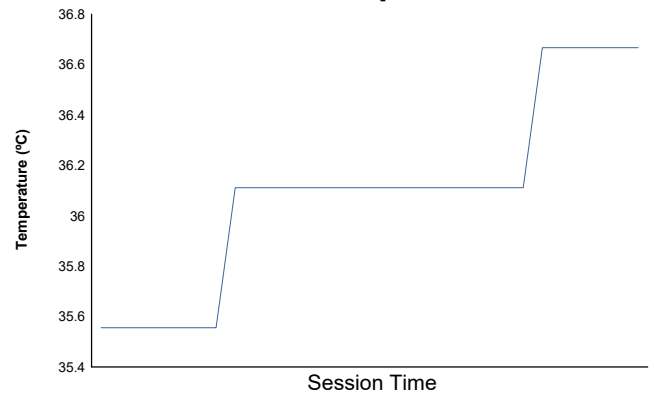
Race 2

Weather Report

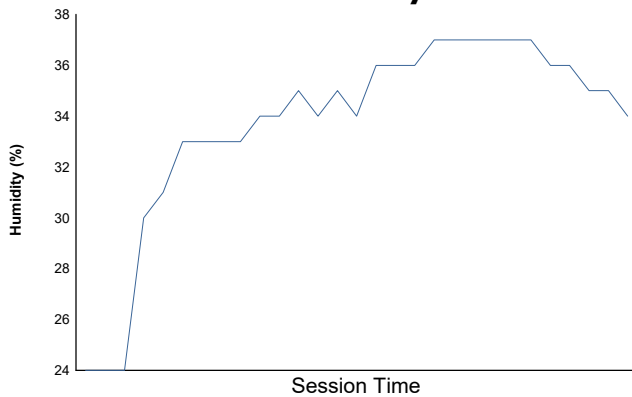
Air Temperature



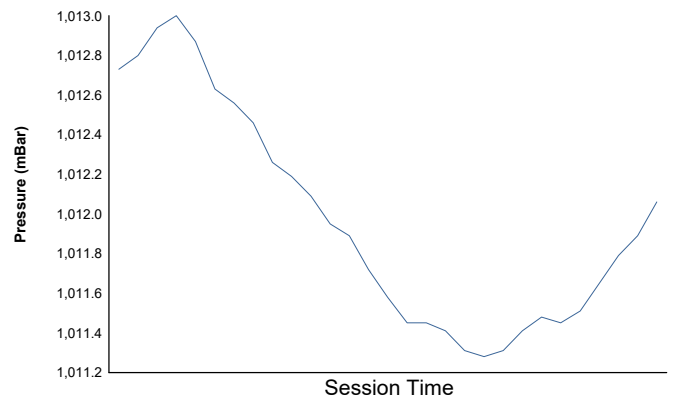
Track Temperature



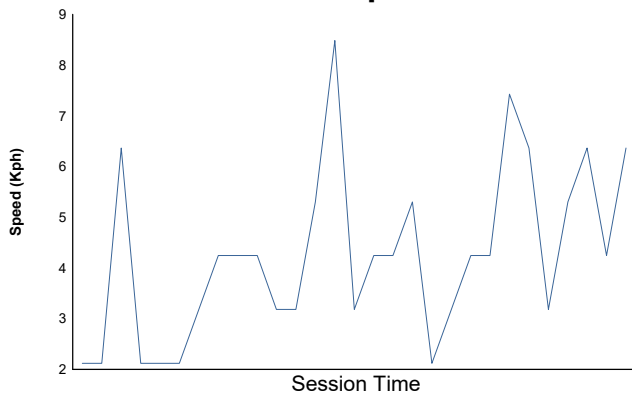
Humidity



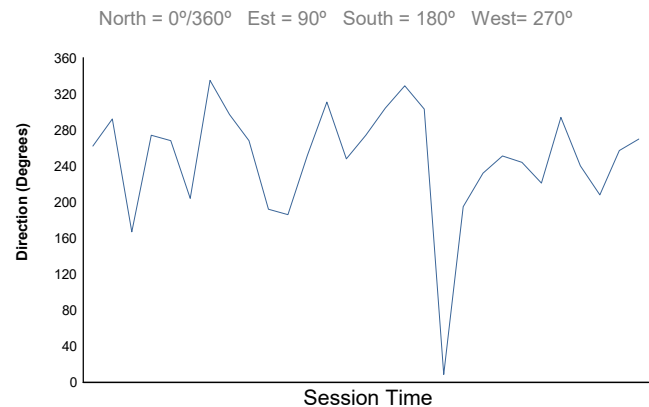
Pressure



Wind Speed



Wind direction



Track Status: **DRY**

